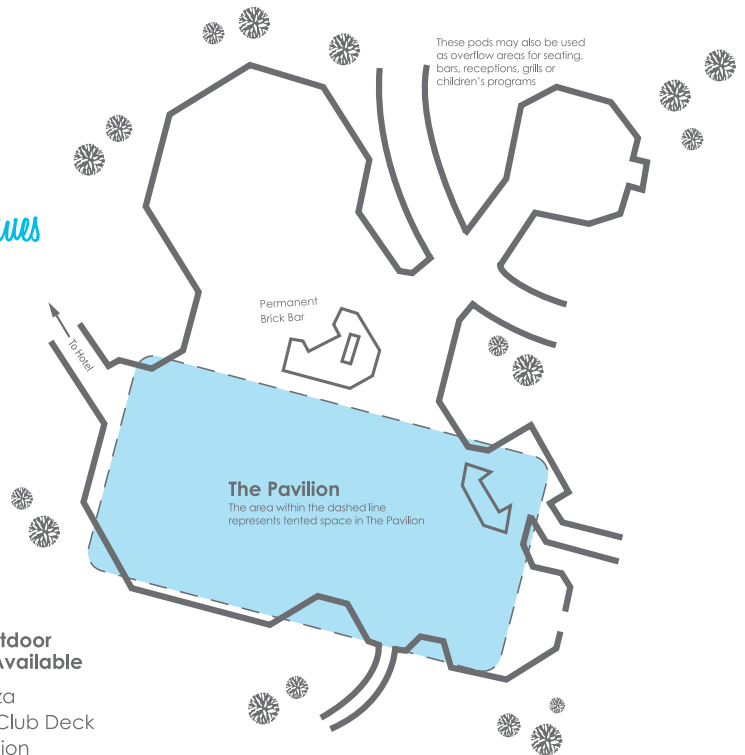
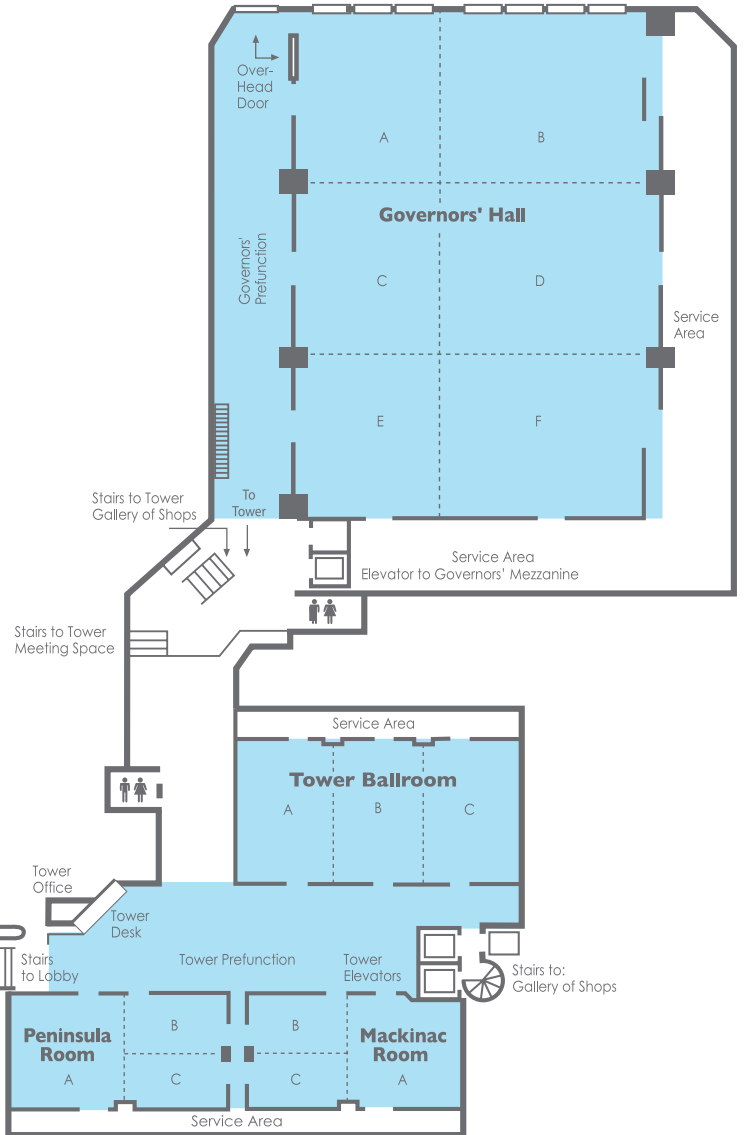
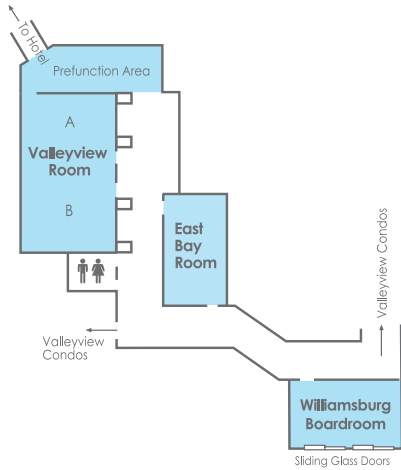


**Outdoor Venues**

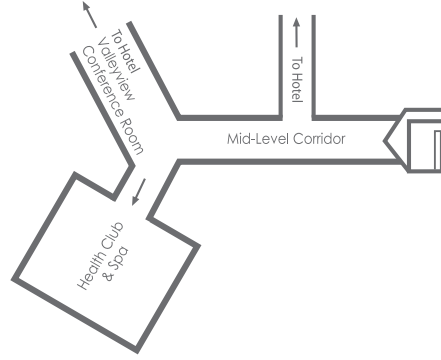


**Other Outdoor Venues Available**

- The Plaza
- Beach Club Deck
- The Pavilion



*Lower Level*



*Meeting Room Notes*

---



---



---



---

## Lobby Level

Room	Dimension	Square Feet	Ceiling Height	Theatre Room	Class Room	U-shape	Banquet	Exhibits	Hollow Square	Rec Style	Conf Style
Council Room	39' x 30'	1,170	12'	125	70	42	80	-----	54	90	34
Director's Room	39' x 30'	1,170	12'	125	70	42	80	-----	54	90	34
Executive Boardroom	24' x 18'	432	12'	-----	-----	-----	-----	-----	-----	-----	15
Michigan Ballroom	110' x 84'	9,240	14'	1000	500	-----	600	56	-----	800	-----
Michigan A or B	46' x 42'	1,932	14'	210	100	54	100	10	72	125	40
Michigan A and B	46' x 84'	3,864	14'	425	220	80	240	20	120	275	76
Michigan C or D	33' x 42'	1,386	14'	150	72	48	70	8	60	100	40
Michigan C and D	33' x 84'	2,772	14'	300	160	84	150	16	96	175	75
Michigan E, F, G or H	31' x 21'	651	14'	50	30	20	30	-----	32	40	28
Michigan E, F, G and H	31' x 84'	2,604	14'	250	148	-----	120	16	-----	150	40
Michigan Prefunction	24' x 96'	2,304	14'	-----	-----	-----	-----	12	-----	100	-----
Northwoods Boardroom	-----	1,336	-----	-----	-----	-----	20	-----	-----	-----	20
Manitou Hospitality	-----	1,004	-----	-----	-----	-----	-----	-----	-----	30	-----

## Lower Level

Room	Dimension	Square Feet	Ceiling Height	Theatre Room	Class Room	U-shape	Banquet	Exhibits	Hollow Square	Rec Style	Conf Style
Governors' Hall	168' x 115'	19,320	20'	2,250	1,200	-----	1,500	140	-----	2500	-----
Governors' A, C or E	56' x 48'	2,688	20'	280	160	66	210	20	90	400	52
Governors' B, D or F	56' x 72'	4,032	20'	450	240	990	300	24	114	500	70
Governors' AB, CD or EF	56' x 113'	6,720	20'	750	400	108	550	47	132	1000	112
Governors' Prefunction	168' x 30'	5,376	20'	-----	-----	-----	-----	22	-----	500	-----
Mackinac Ballroom	64' x 33'	2,145	12'	210	120	60	130	16	78	300	58
Mackinac A	36' x 33'	1,188	12'	100	60	35	70	8	47	150	34
Mackinac B or C	29' x 18'	464	12'	40	25	20	30	-----	24	75	22
Peninsula Ballroom	64' x 36'	2,145	12'	210	120	66	130	16	78	300	58
Peninsula A	36' x 26'	1,188	12'	100	60	35	70	8	47	150	34
Peninsula B or C	28' x 18'	464	12'	40	25	20	30	-----	24	75	22
Tower Ballroom	90' x 51'	4,770	12'	500	300	80	300	34	126	500	80
Tower A, B or C	30' x 51'	1,590	12'	150	100	45	110	10	54	250	46
Tower Prefunction	90' x 30'	2,700	12'	-----	-----	-----	-----	16	-----	-----	-----
Valleyview Room	22' x 37'	814	9'	75	45	36	60	-----	42	50	30
Williamsburg Boardroom	22' x 18'	396	8'	-----	-----	-----	12	-----	-----	12	12
East Bay Room	25' x 16'	540	9'	35	24	10	20	-----	10	30	22

## Exhibit Hall

Room	Dimension	Square Feet	Ceiling Height	Theatre Room	Class Room	U-shape	Banquet	Exhibits
Exhibit Hall "A"	150' x 120'	18,000	25' x 35'	2,000	1200	-----	1,500	140
Exhibit Hall "B"	110' x 120'	12,000	25' x 35'	1,300	1000	-----	1,000	80

## Tower Rooms

Room	Dimension	Square Feet	Ceiling Height	Theatre Room	Class Room	U-shape	Banquet	Exhibits	Hollow Square	Rec Style	Conf Style
Club Room	34' x 21'	616	12'	50	25	-----	40	-----	-----	40	20
Level 17	55' x 42'	2310	12'	125	55	30	110	12	-----	250	42

## Outdoor Venues

Room	Dimension	Square Feet	Ceiling Height	Theatre Room	Class Room	U-shape	Banquet	Exhibits	Hollow Square	Rec Style	Conf Style
Clubhouse Lawn North	-----	1,100	-----	-----	-----	-----	70	-----	-----	100	-----
Clubhouse Lawn South	-----	1,900	-----	-----	-----	-----	100	-----	-----	150	-----
The Pavilion	-----	8,000	-----	-----	-----	-----	200 - 400	-----	-----	650	-----
The Plaza	45' x 100'	6,000	-----	500	250	-----	500	47	-----	800	-----
The Beach Club Deck	-----	4,500	-----	-----	-----	-----	200	-----	-----	400	-----
55th Hole	-----	9,000	-----	-----	-----	-----	700	-----	-----	1000	-----